

#ForYou: A Game About Algorithms—Instructions for Online Play

#ForYou can be played remotely by up to four players on the Playingcards.io platform. An unlimited number of people can also join as spectators to watch the play.

Playingcards.io provides a virtual card table that you can use to play #ForYou online. It does not implement any of the rules of the game, only the dealing and playing of the cards. The teacher or facilitator still needs to explain the rules to the players and score the cards they play as though you were playing with a real deck of cards.

MediaSmarts does not operate Playingcards.io and cannot guarantee its continued operation.

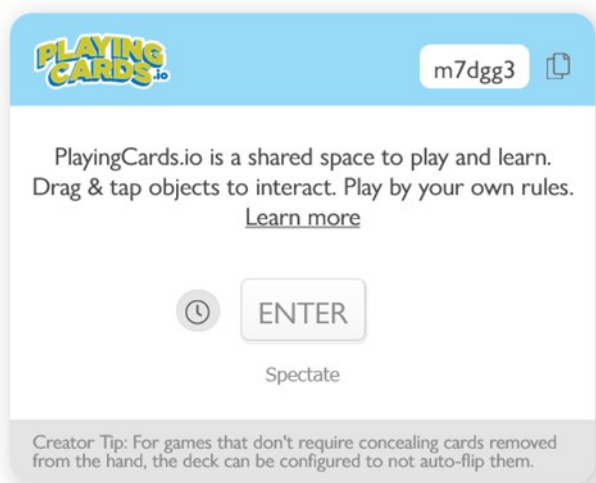
To play remotely, follow these steps:

1. Each phase has a separate “room” on Playingcards.io. Use the following links to access them.
 - Popularity phase: <https://playingcards.io/4rfs3x>
 - Monetization phase: <https://playingcards.io/2qzuuj>
 - Machine Learning phase: <https://playingcards.io/3pjyg5>

Each room can only have one play session going on at a time. If the room you have selected is occupied, use a backup room instead:

- Popularity phase [backup](#) : <https://playingcards.io/7m2rdz>
- Monetization phase backup: <https://playingcards.io/t2ajjn>
- Machine Learning phase backup: <https://playingcards.io/pyqwf4>

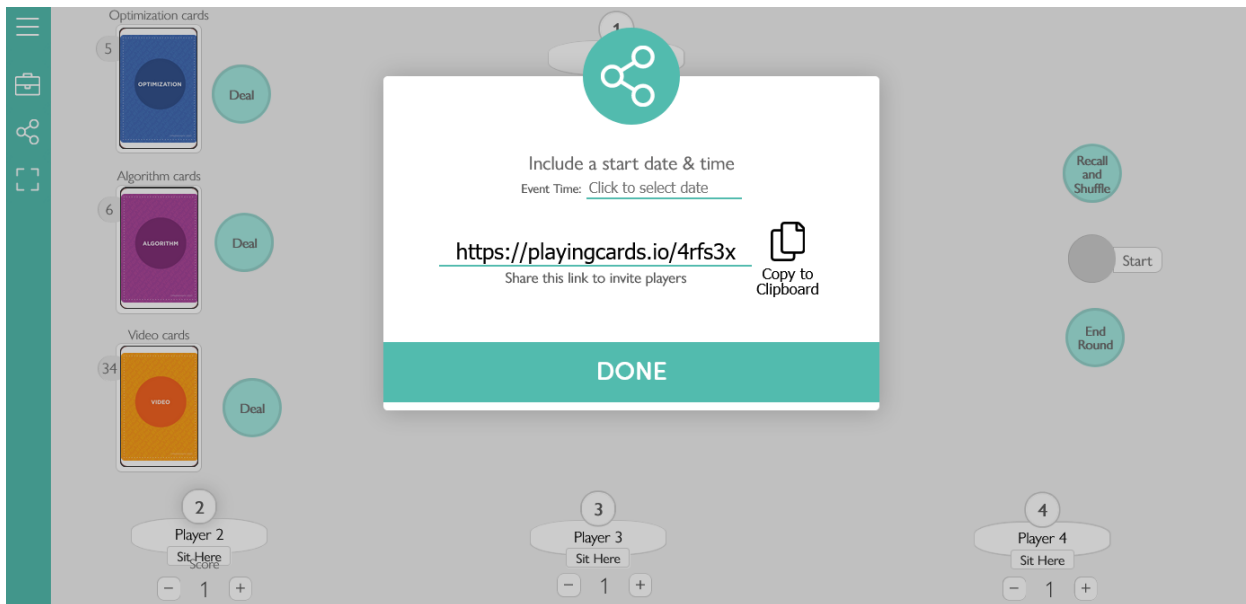
When you select the link you will see this popup:



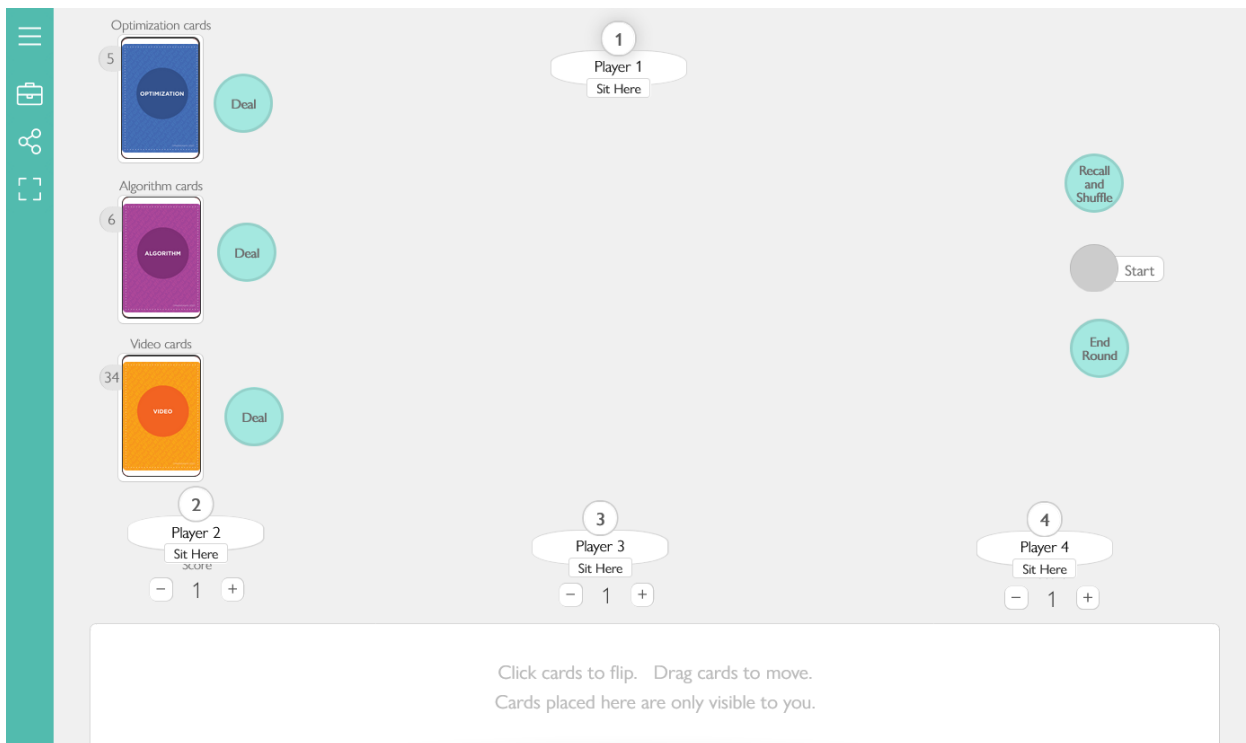
Click or tap next to the room code (“m7dgg3” in this example) to copy a link to the room to send to the players. Instruct the players to enter the link and then click or tap Enter. Tell any other participants to enter the link and then click or tap Spectate.



You can also get the invitation link once you are in the room by clicking or tapping the three-circles icon, which brings up this popup.



Now click Player 1 at the top of the screen.

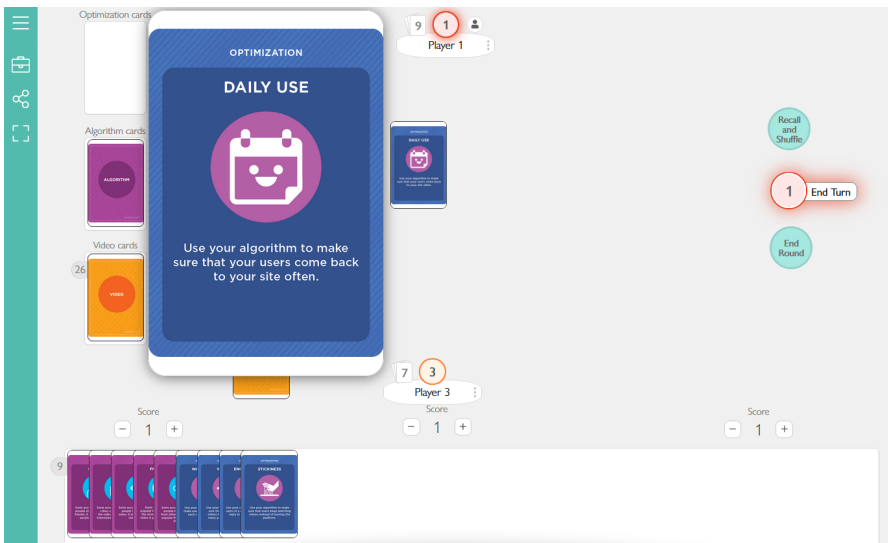


Click Deal next to the Optimization and Algorithm cards to put them in your hand (at the bottom of the screen.) Only you can see cards in your hand.

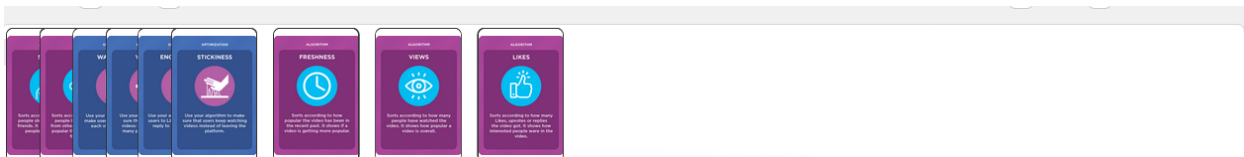


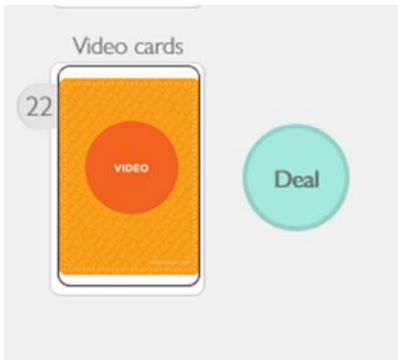
As the other three players join, tell them to click a player seat to become players 2, 3 and 4. They and the spectators will now all see the same cards and card movements at the same time, but each player will only be able to see the cards in their own hand.

Select an Optimization card from your hand and place it on the table. Click or tap it to turn it over. Hovering over a card will enlarge it to make it easier to see.



Move the three Algorithm cards you are using to the right of your hand.

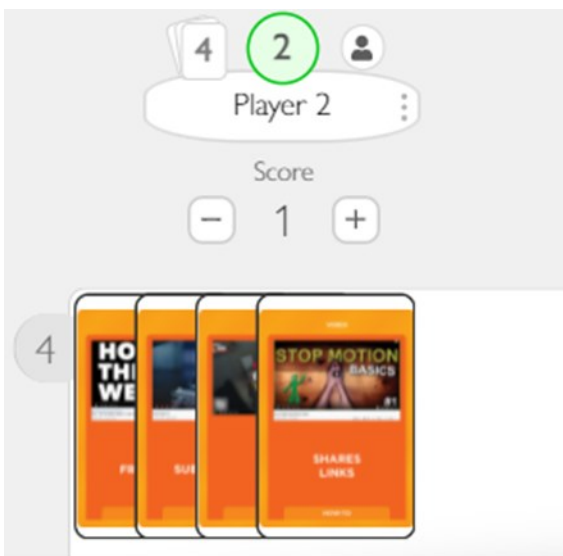




Next, click the Deal button next to the Video cards. This will deal Video cards to the three players.



Now click End Turn. Only the player whose turn it currently is (including you, the dealer) can click End Turn.



The three players will have their Video cards in their hands. You can now proceed normally through the gameplay of this phase, with each player clicking End Turn when they have played their cards. Use the counter above each player's "seat" to score videos.



When you have completed this Phase, click Recall and Shuffle to return all of the cards to their decks, and then End Round to reset the room. You can also click Recall and Shuffle at any time if you want to start a Phase over without resetting the room.

